

## Mobile

### Step 1:

Open either your **App store** or **Play store** and search **“Robertson Ryan Insurance”**.  
Download the Robertson Ryan Insurance app



iPhone



Android

### Step 2:

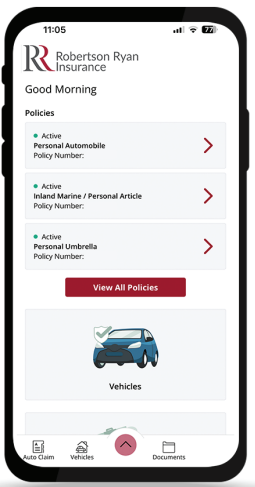
Sign up for a new account  
Enter your Username and Password.

New Accounts require Phone #, Policy #, Policy Expiration...



### Step 3:

Explore your **policies**, get an auto ID card, contact **your agent**, and more!



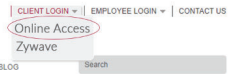
## Desktop

### Step 1:

Visit [www.RobertsonRyan.com](http://www.RobertsonRyan.com) and scroll to **“Client Login”** at the top right corner.  
In the dropdown menu select **“Online Access”**.



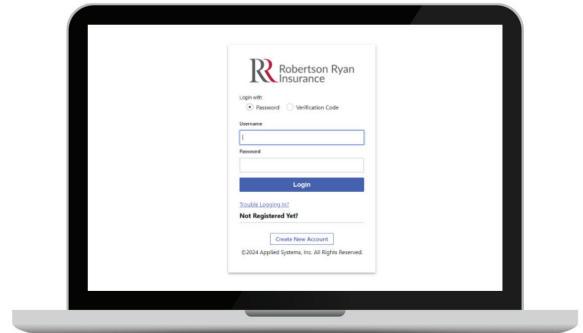
BUSINESS | PERSONAL | BENEFITS | FINANCIAL | RESOURCES | MAKE A PAYMENT | ABOUT US | GET A QUOTE | CONTACT US | BLOG



### Step 2:

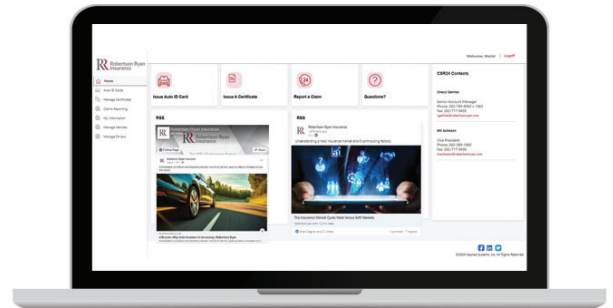
Sign up for a new account  
Enter your Username and Password.

New Accounts require Phone #, Policy #, Policy Expiration...



### Step 3:

Explore your **policies**, get an auto ID card, contact **your agent**, and more!



Email questions to [info@RobertsonRyan.com](mailto:info@RobertsonRyan.com)  
Visit us at [www.RobertsonRyan.com](http://www.RobertsonRyan.com)