

Mobile

Step 1:

Open either your **App store** or **Play store** and search **“Robertson Ryan Insurance”**.
Download the Robertson Ryan Insurance app



iPhone




Android

Step 2:

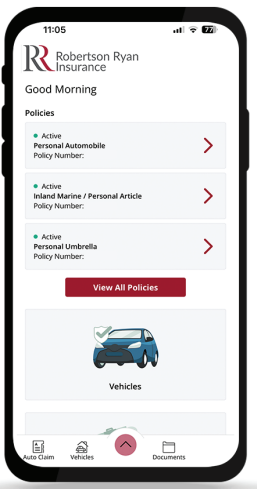
Sign up for a new account
Enter your Username and Password.

New Accounts require Phone #, Policy #, Policy Expiration...



Step 3:

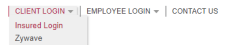
Explore your **policies**, get an **auto ID card**, **contact your agent**, and more!



Desktop

Step 1:

Visit www.RobertsonRyan.com and scroll to **“Client Login”** at the top right corner.
In the drop-down menu select **“Insured Login”**.



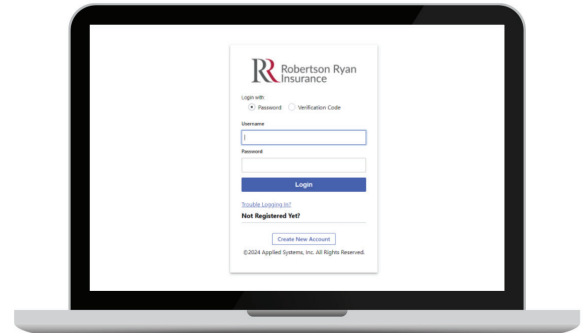
BUSINESS | PERSONAL | BENEFITS | FINANCIAL | RESOURCES | MAKE A PAYMENT | ABOUT US | GET A QUOTE | CONTACT US | BLOG

Search

Step 2:

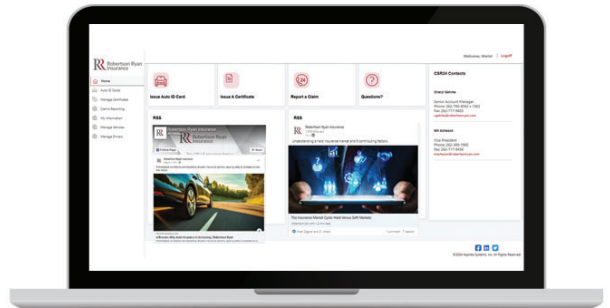
Sign up for a new account
Enter your Username and Password.

New Accounts require Phone #, Policy #, Policy Expiration...



Step 3:

Explore your **policies**, get an **auto ID card**, **contact your agent**, and more!



Email questions to info@RobertsonRyan.com
Visit us at www.RobertsonRyan.com